

# Academies of Nashville

Dr. David Williams - Executive Officer, Teaching & Learning  
Metro Nashville Public Schools  
Melissa Jagers – President & CEO  
Alignment Nashville



METRO  
NASHVILLE  
PUBLIC  
SCHOOLS





# Founding Partners

**ALIGNMENT**  
**NASHVILLE**  
for successful, healthy children



**METRO**  
**NASHVILLE**  
**PUBLIC**  
**SCHOOLS**



**pencil**  
foundation



*Nashville*  
AREA CHAMBER of COMMERCE  
*belong engage lead prosper*

# National Partner

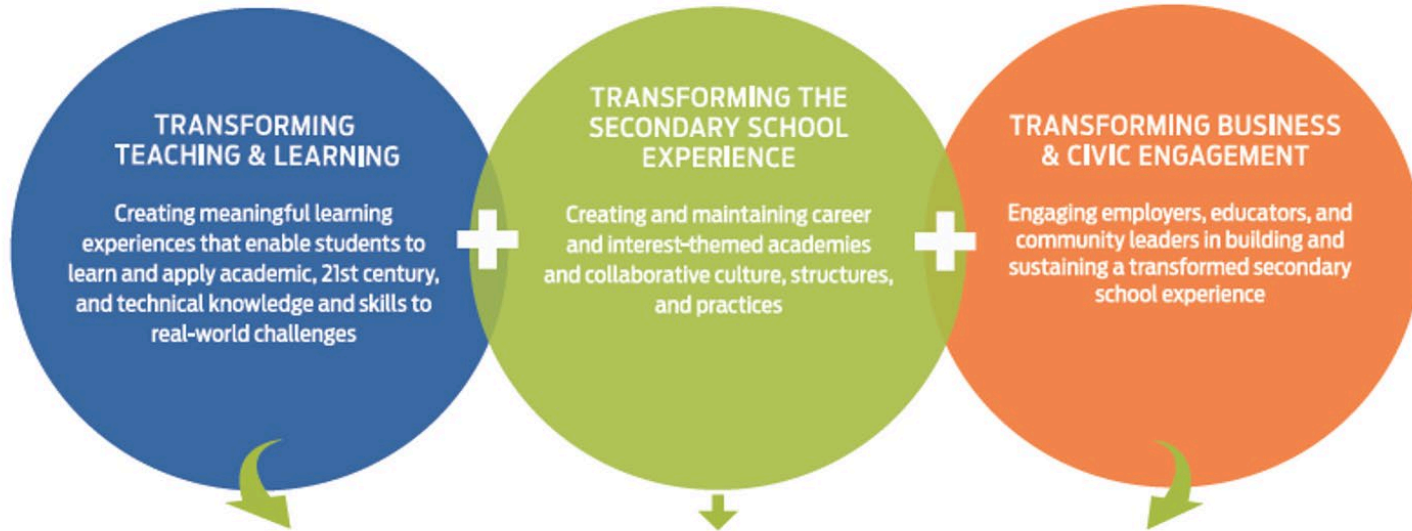


**FORD**  
**NEXT GENERATION**  
**LEARNING** 

*Community Connected Learning*



# Transformation Model



## NEXT GENERATION LEARNERS




# Strand One: Transforming Teaching and Learning

Project and Inquiry Based  
Real-World Application  
World-Based Experiences



Virtual/ Online Learning  
ACT Prep  
Merit Scholar Prep




**Student Learning**

**Accelerated Options**

**Additional Choices**

**Teacher Training**

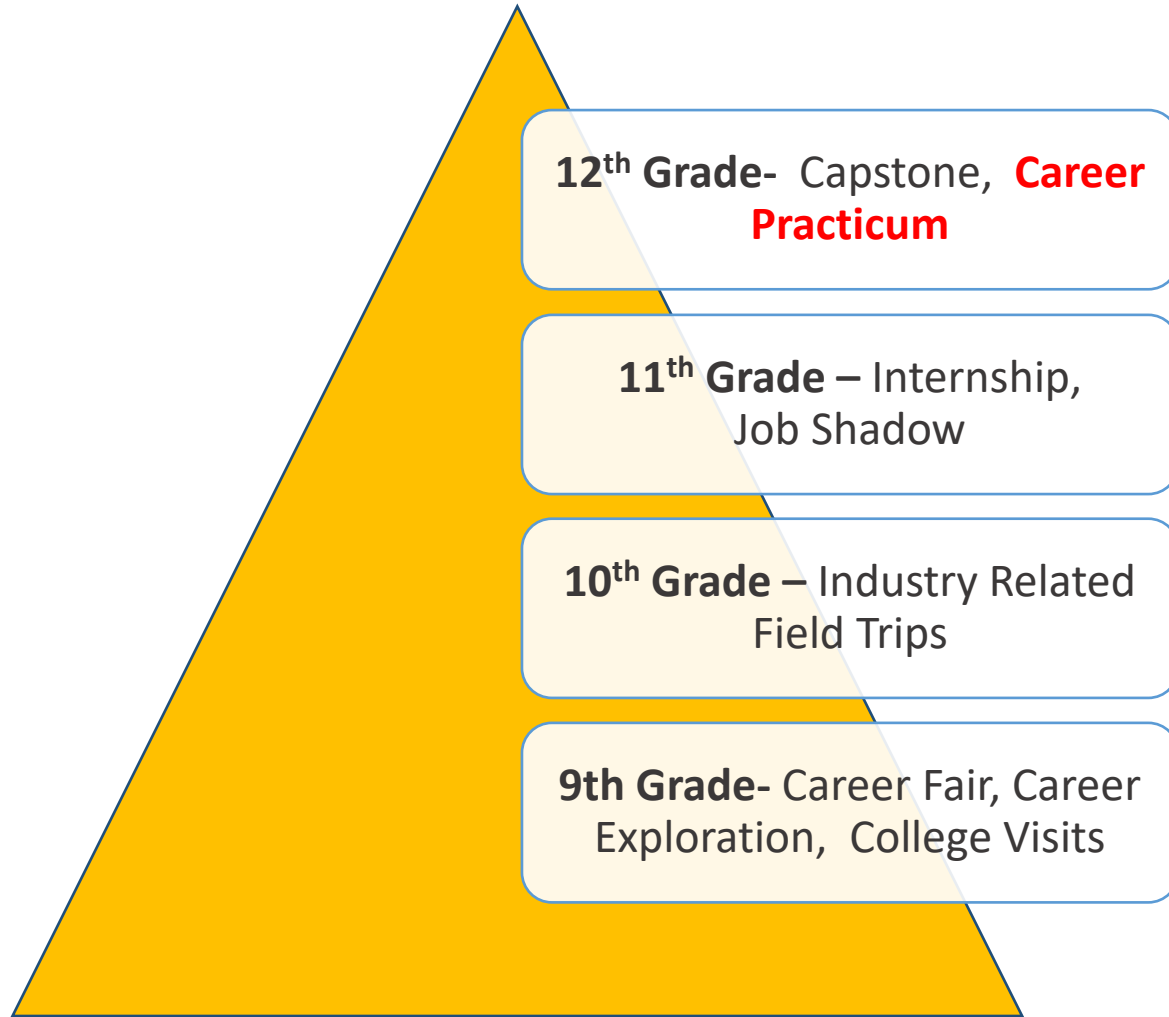


Advanced Placement  
International Baccalaureate  
Cambridge AICE  
Early College Credit



PBL Training  
Highly Effective Teaming  
Teacher Externships

# Experiential Learning Model





# Strand Two: Transforming the Secondary School Experience

Through Redesigning High Schools



## Freshman Academies

All students belong to the Freshman Academy during their 9<sup>th</sup> grade year.



## Thematic Academies

During the 10<sup>th</sup> through 12<sup>th</sup> grade years, students belong to a thematic academy of their choice.



## Scheduling and Planning

All Academies of Nashville schools are on an A/B Block schedule where teachers have academy planning and content planning as a team.



## Academy Leadership

Every school has an Executive Principal, Academy Principals, an Academy Coach, and Academy Counselors.



## Workforce Projections

All Academies and Pathways are informed by workforce projections for the Middle Tennessee region.

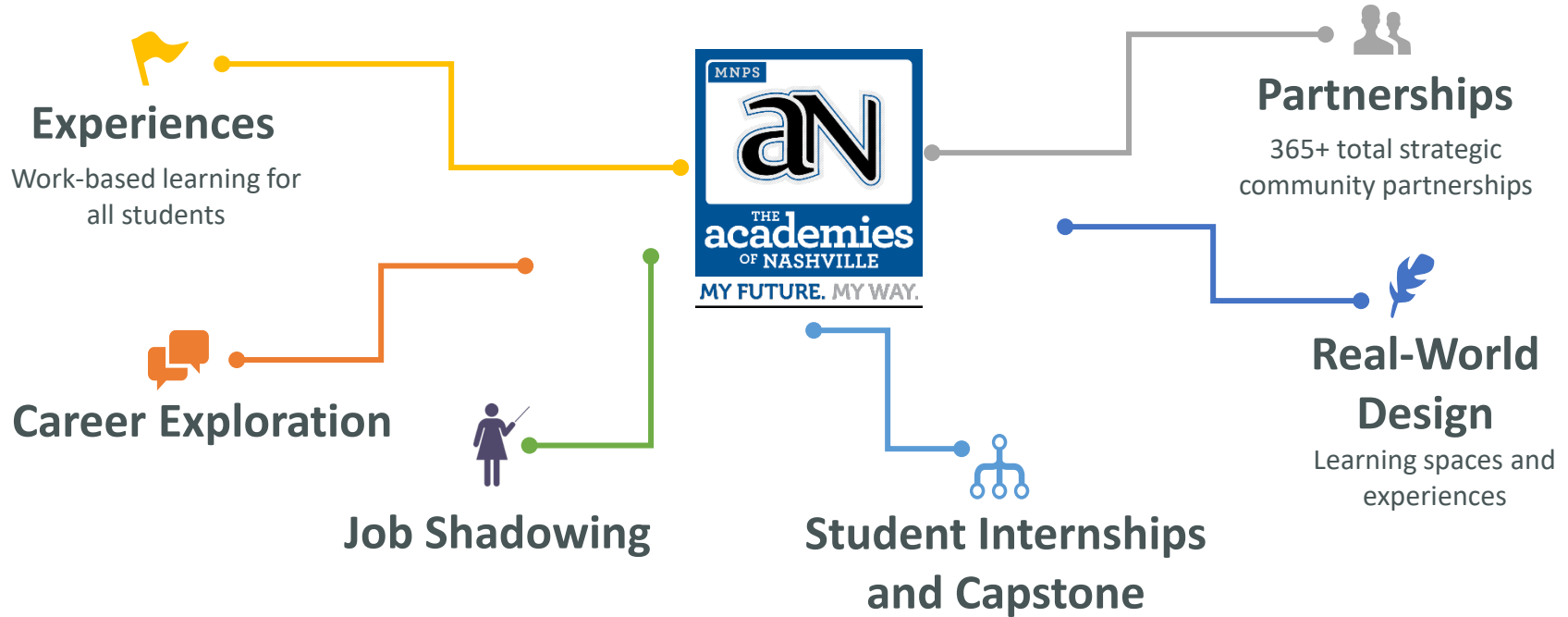


## Facilities





Classroom and learning labs are designed to model real world workplaces

# Strand Three: Transforming Business & Civic Engagement

*Sustained through Business and Post-Secondary Partnerships*



# Leadership Structure

| Founding Partner  | Structured Convening Groups                                  | Stakeholders  |
|---|--|---|
|    | <p>A-Team -<br/>AON Retreat</p>                              | <p>Partner advisory council chairs,<br/>academy coaches, principals, district<br/>leaders</p> |
|    | <p>Partnership Intermediary</p>                              | <p>Program Managers, Academy<br/>Coaches, partners</p>  |
|   | <p>Partnership Councils</p>                                  | <p>Advisory cluster chairs, Industry<br/>professionals, principals, academy<br/>coaches</p>   |
|  | <p>Advisory Board<br/><br/>School Level/Academy Specific</p> | <p>Teachers, administrator, parents,<br/>students, &amp; Business partners</p>                |





# Student Impact

- **Graduation Rate**
  - 2006: 57.8% (5-year formula)
  - 2021: 82.3% (4-year formula)
- **Attendance Rate**
  - 2006: 87.8%
  - 2020: 91.15%
  - 2021: 83.8%
- **Suspension Rate**
  - 2006: 32%
  - 2020: 14.6%
  - 2021: 2%
- **Industry Certifications Passed Exams**
  - 2013: 1
  - 2019: 806
  - 2021: 1,877
- **Dual Credit Passed Exams**
  - 2013: 203
  - 2019: 1207
  - 2021: 351
- **Advanced Placement Passed Exams**
  - 2013: 2063
  - 2019: 2654
  - 2021: 189



# Economic Impact

**17,447** More Graduates

**\$9,620** Earning per Year

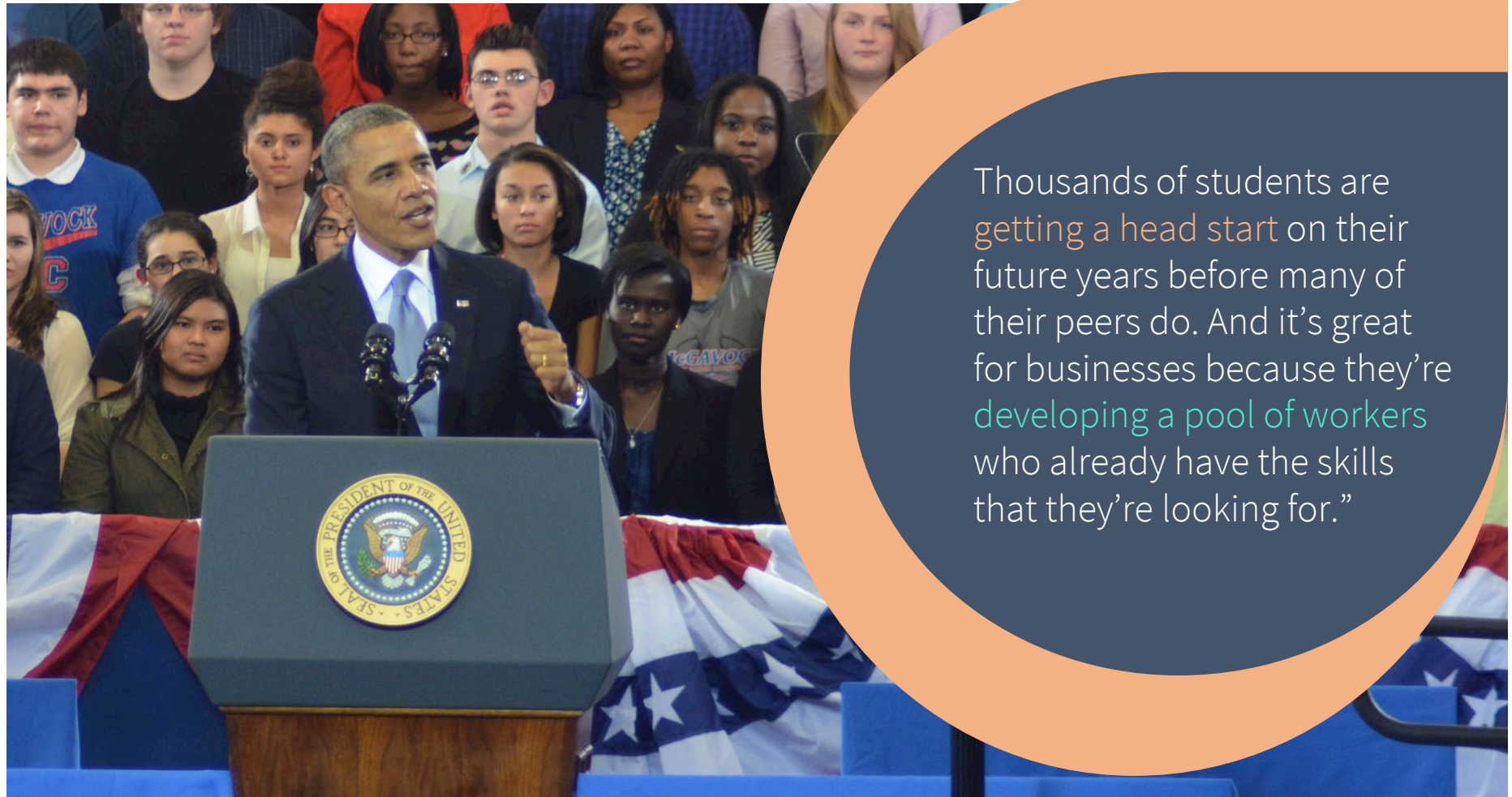
**\$167,840,140**  
Supporting the Local Economy



# Funding

- Locally – Local District Budget
- Perkins V – Federal CTE grant
- Community Investment – In-Kind Partner
- Nashville Hub – Study Visits

# Nationally & Internationally Recognized High School Transformation Model



Thousands of students are getting a head start on their future years before many of their peers do. And it's great for businesses because they're developing a pool of workers who already have the skills that they're looking for."



# Nashville Hub Study Visit

27

6445

391

42

3

Study Visits Since  
2011

People Have  
Visited

Communities  
Represented

States Have  
Participated

Countries Attended





**QUESTIONS**

**Academies of Nashville  
Website**

